

COPERTURA A VERDE

UFFICIO
1

UFFICIO
2

UFFICIO
3

UFFICIO
4

UFFICIO
5

+8

3° PIANO

TERRAZZO

+11,5

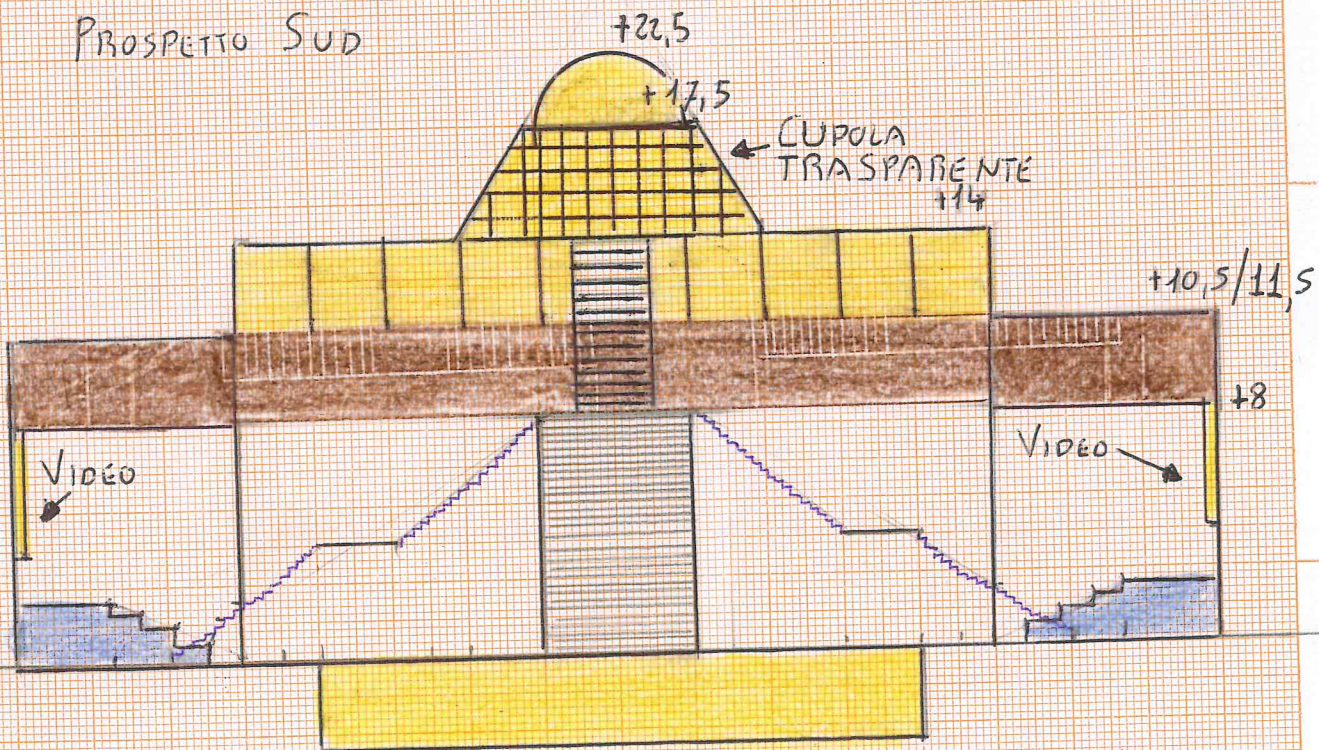
CUPOLA
+17,5

+14

2° PIANO

RISTORANTE + PALESTRA + COMMERCIO ARTICOLI SPORTIVI

PROSPETTO SUD



SUPERFICIE COMMERCIALE




USCITA SICUREZZA

USCITA SICUREZZA

ENTRATA ATLETI

SCALA A

SCALA B



+2,5

-3

0

ENTRATA 1

ENTRATA 2

PANFENNE - 3 MERNI

1° PIANO - TRIBUNE MOBILI
499 POSTI A SEDERE

SISTEMA SCALE
ESTERNE COMPLESSO

